

Request for QUOTE ORDER **CARDINAL**

Shower Enclosures • Commercial Glazing Systems • Artisan Glass

DOOR ORDER FORM
FOR STOREFRONT PRODUCTS4915-B Heller Street, Louisville, KY, 40218 | hmicardinal.com**FAX ORDER TO THE LOUISVILLE OFFICE****FAX** ▶ 502-813-2484 **TEL** ▶ 502-969-4059**E-MAIL** ▶ CGSSALES@HMICARDINAL.COM**NOTES**

Customer

Contact Name

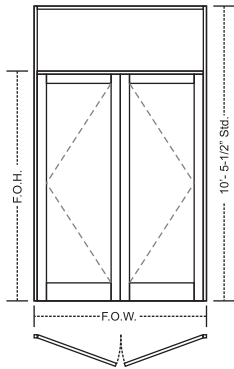
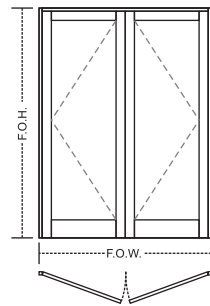
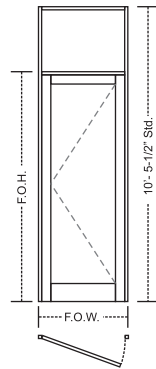
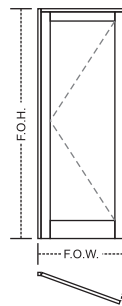
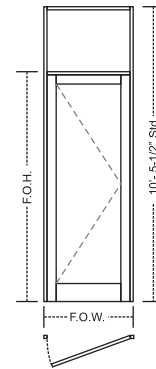
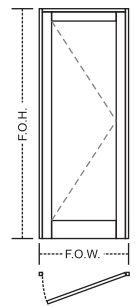
Contact Phone

Date

Required Date

Job Name

P.O.#

QUANTITY - PER FINISH/STYLE: _____**MARK # / DOOR #:** _____**CHECK BOX ABOVE FOR CONFIGURATION REQUIRED - ELEVATION TYPE - VIEWED FROM THE EXTERIOR** 1.) Double Doors with Transom 2.) Double Doors NO Transom 3.) Single Door With Transom, Right Hand 4.) Single Door NO Transom, Right Hand 5.) Single Door With Transom, Left Hand 6.) Single Door NO Transom, Left Hand**CHECK BOX ABOVE FOR CONFIGURATION REQUIRED - ELEVATION TYPE - VIEWED FROM THE EXTERIOR****DOOR OPENING SIZE**

PLEASE PROVIDE SIZES IN INCHES BELOW

OVERALL FRAME SIZE

PLEASE PROVIDE SIZES IN INCHES BELOW

D.O.W. _____ X D.O.H. _____

_____ X _____

D.O.W. = Door Opening Width D.O.H. = Door Opening Height

Frame Opening Width

Frame Opening Height

DOOR STYLE

- 200 / NARROW
 300 / MEDIUM
 500 / WIDE

 INCLUDE GLASS

- 1/4" CLEAR
 1/4" BRONZE
 1/4" GREY

GLASS STOPS

- 1/4"
 1"

HINGE

- BUTT HUNG
 OFFSET PIVOT
 CENTER PIVOT
 CONTINUOUS GEAR

INTERM HINGE/PIVOT

- 1 2 3

FRAME

- CF450 (1-3/4" X 4-1/2")
 CF451 (2" X 4-1/2")

PUSH / PULL

- WIRE PUSH/PULL -1" RND
 NONE
 OTHER _____

BOTTOM RAILS

- 4-1/2" } Size Includes Stops
 7-1/2" }
 10" }
 OTHER _____

 ADD MUNTIN / MID-RAIL

SPECIFY MUNTIN BAR
 HEIGHT (INCHES) _____
 HEIGHT TO CENTERLINE
 OF MUNTIN (AFF) _____

FINISH

- ANODIZED
 POWDER COAT
 COLOR: _____

THRESHOLD

- STANDARD (4-1/2")
 OTHER _____

LOCK / PANIC

- MS LOCK LEVER LOCK
 2 PT LOCK CVR PANIC
 3 PT LOCK RIM PANIC
 PADDLE LOCK ELECTRIC STRIKE
 OTHER _____

OFFSET ARM ASSEMBLY

- OFFSET ARM
 ASSEMBLY

INSIDE

- CYLINDER
 DUMMY
 THUMBTURN
 NONE

OUTSIDE

- CYLINDER
 DUMMY

CLOSER

- HOLD OPEN
 NO HOLD OPEN
 105 DEGREE
 90 DEGREE
 SURFACE
 CONCEALED
 BF SURFACE
 BF CONCEALED
 NONE

**DOOR SWEEP
INCLUDED ON
ALL DOORS****PLEASE CAREFULLY REVIEW YOUR
ORDER PRIOR TO SUBMITTING**

APPROVED: _____

DATE: _____

FOR MORE INFORMATION OR ASSISTANCE, PLEASE EMAIL US AT: CGSSALES@HMICARDINAL.COM

Request for QUOTE ORDER **CARDINAL**

Shower Enclosures • Commercial Glazing Systems • Artisan Glass

ORDER FORM
FOR STOREFRONT PRODUCTS4915-B Heller Street, Louisville, KY, 40218 | hmicardinal.com**FAX ORDER TO THE LOUISVILLE OFFICE****FAX** → 502-813-2484 **TEL** → 502-969-4059**E-MAIL** → CGSSALES@HMICARDINAL.COM**NOTES**

Customer

Contact Name

Contact Phone

Date

Job Name

P.O.#

Finish

Part # Description Quantity

Cf450 – 1-3/4" X 4-1/2" – 1/4" Glazing

CF450-1	Head/Jamb/Vertical Mullion	
CF450-2	Intermediate Horizontal/Sill	
CF450-3	Glass Stop	
CF450-4	Vertical Filler	
CF450-5	Heavy Duty Mullion	
CF450-6	Sill Receptor	
CF450-7	Male Expansion Mullion	
CF450-8	Female Expansion Mullion	
CF450-9	90 Corner Half - 1 Pocket	
CF450-10	90 Corner Half - 2 Pocket	
CF450-11	90 Corner Half - Cover	
CF450-13	Wall Jamb / Head	

Cf451 – 2" X 4-1/2" – 1" Glazing

CF451-1	Head/Jamb/Vertical Mullion	
CF451-2	Intermediate Horizontal/Sill	
CF451-3	Glass Stop	
CF451-4	Vertical Filler	
CF451-5	Heavy Duty Mullion	
CF451-6	Sill Receptor	
CF451-7	Male Expansion Mullion	
CF451-8	Female Expansion Mullion	
CF451-9	90 Corner Half - 1 Pocket	
CF451-10	90 Corner Half - 2 Pocket	
CF451-11	90 Corner Half - Cover	
CF451-13	Wall Jamb / Head	

CF451T (Thermal) – 2" X 4-1/2" – 1" Glazing

CF451-1T	Head/Jamb/Vertical Mullion	
CF451-2T	Intermediate Horizontal/Sill	
CF451-3	Glass Stop	
CF451-4T	Vertical Filler	
CF451-5T	Heavy Duty Mullion	
CF451-6T	Sill Receptor	
CF451-7T	Male Expansion Mullion	
CF451-8T	Female Expansion Mullion	
CF451-9T	90 Corner Half - 1 Pocket	
CF451-10T	90 Corner Half - 2 Pocket	
CF451-11T	Bulkhead	
CF451-13T	Wall Jamb / Head	
CF450-18T	Head Receptor	

Part # Description Quantity

CF450 - Accessories

AF12-4	Assembly Screws (200/Box)	
CD100-1	Glass Stop - 1/4"	
CD100-2	Glass Stop - 1"	
CF200-5	Transom Sash Stop	
CF200-10	Transom Sash for 1/4" Glass	
CF450-16	Glass Pocket Filler	
CF450-17	Flat Filler	
CF450-18	Head Receptor	
CF450-19	Head Receptor Stop	
CF450-20	135 Corner Trim - Outside	
CF450-21	135 Corner Trim - Inside	
CF451-11	Bulk Head	
ED-451	End Dam (50/Box)	
GSK-1	Glazing Gasket (500 ft.)	
GT-1	Joint Sealant Tape (60 ft.)	
SB-1	Setting Block (100/Box)	
WD-450-1	Water Diverter (50/Box)	

Part # Description Quantity

CF451 / 451T - Accessories

AF12-4	Assembly Screws (200/Box)	
CD100-1	Glass Stop - 1/4"	
CD100-2	Glass Stop - 1"	
CF200-4	Transom Sash for 1" Glass	
CF200-5	Transom Sash Stop	
CF450-17	Flat Filler	
CF450-18	Head Receptor	
CF450-19	Head Receptor Stop	
CF450-20	135 Corner Trim - Outside	
CF450-21	135 Corner Trim - Inside	
CF451-11	Bulk Head	
CF451-12	90 Corner Half - 1 Pocket	
CF451-16	Glass Pocket Filler	
ED-451	End Dam (50/Box)	
GSK-1	Glazing Gasket (500 ft.)	
GT-1	Joint Sealant Tape (60 ft.)	
SB-3	Setting Block (100/Box)	
WD-451-1	Water Diverter (50/Box)	

FOR MORE INFORMATION OR ASSISTANCE, PLEASE EMAIL US AT: CGSSALES@HMICARDINAL.COM

Print Item CCP# 405EC B July, 2020 Commercial Glazing Systems are manufactured by Hoskin & Muir, Inc. Options subject to change without notice, please inquire for latest product literature.